



SPRAY CHARACTERISTICS

- Produces a uniform, flat fan shaped pattern with tapering edges.
- Requires overlapping to produce even distribution when used in multiple nozzle systems.
- Extremely low flow rates from the smaller capacities make the LK ideal for chain and conveyor lubrication.

CONSTRUCTION AND MATERIALS

- 3 piece construction, body, orifice insert and insert retainer.
- The orifice insert is produced in Ceramic, with the body and retainer in Stainless Steel.
- The orifice insert is recessed in the body for maximum protection.
- Optional body, cap and strainer available in a variety of thread sizes and materials.
- Thread sizes are Male BSPT and Female BSPP.
- Specialised mounting bodies are also available.

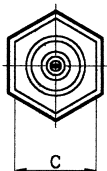
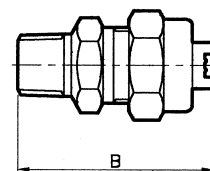
ORDER EXAMPLE

LK 0.33-65° = Tip Only.

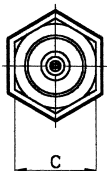
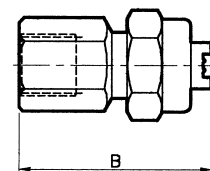
1/4" LKM (Male) 0,67-65° = Complete Assembly.

DIMENSIONS AND WEIGHTS

Thread Size	Assembly Type	Dimensions (mm)			Weight (g)
		A Hex	B	C Hex	
1/8	LKF	20,8	43,0	18,0	65
1/8	LKM	20,8	41,3	18,0	55
1/4	LKF	20,8	43,0	18,0	64
1/4	LKM	20,8	43,0	18,0	57
3/8	LKF	20,8	43,0	20,8	65
3/8	LKM	20,8	43,0	18,0	59



LKM (MALE) ASSEMBLY



LKF (FEMALE) ASSEMBLY

Maximum Recommended Pressure: 70 Bar.G.

CAPACITY CHART

NOZZLE NUMBER	Approx. Equiv. Orifice Dia. (mm)	FLOW RATE IN LITRES/MIN AT Bar.G.											STANDARD SPRAY ANGLES (°)								
		1	2	3	4	5	6	7	10	15	20	35	15	25	40	50	65	73	80	95	110
LK ,11	0,23	-	-	0,04	0,05	0,06	0,07	0,075	0,08	0,10	0,12	0,15									
LK ,17	0,28	-	0,05	0,07	0,08	0,09	0,10	0,11	0,12	0,15	0,17	0,23									
LK ,23	0,31	-	0,07	0,09	0,10	0,12	0,13	0,14	0,16	0,20	0,23	0,31									
LK ,25	0,33	-	0,08	0,10	0,11	0,13	0,14	0,15	0,18	0,22	0,25	0,33									
LK ,33	0,38	-	0,11	0,13	0,15	0,17	0,18	0,20	0,24	0,29	0,34	0,44									
LK ,50	0,46	-	0,16	0,20	0,23	0,25	0,28	0,30	0,36	0,44	0,51	0,67									
LK ,67	0,53	-	0,21	0,26	0,30	0,34	0,37	0,40	0,48	0,59	0,68	0,90									
LK 1,0	0,66	-	0,32	0,39	0,45	0,50	0,55	0,60	0,71	0,88	1,00	1,30									
LK 1,5	0,80	0,34	0,48	0,59	0,68	0,76	0,83	0,90	1,00	1,30	1,50	2,00									
LK 2,9	0,90	0,45	0,64	0,78	0,90	1,00	1,10	1,20	1,40	1,80	2,00	2,70									
LK 3,0	1,10	0,68	0,96	1,20	1,40	1,50	1,70	1,80	2,10	2,60	3,00	4,00									
LK 4,0	1,30	0,90	1,30	1,60	1,80	2,00	2,20	2,40	2,90	3,50	4,00	5,30									
LK 6,0	1,60	1,40	1,90	2,30	2,70	3,00	3,30	3,60	4,30	5,30	6,10	8,00									

Contact our Helpline for any special requirements:
Tel: +44 (0) 151 424 6821
Fax: +44 (0) 151 495 1043
e-mail: sales@delavan.co.uk
Web: www.delavan.co.uk

